

SLIMLINE FLUSH PULL SOLID

DESIGN DETAILS


TYPE: FLUSH PULL
RANGE: SOLID
DESIGN: SLIMLINE FLUSH PULL
GRIP: SATIN NICKEL
METAL: SATIN NICKEL
CODE: **S1920-SN**

GRIP FINISH

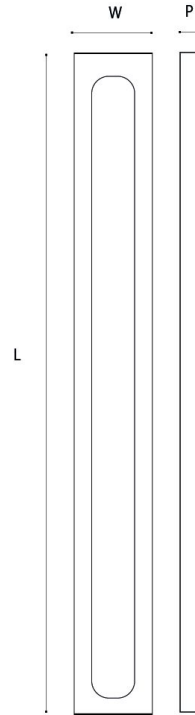


SN
SATIN NICKEL
recommended for internal application
only

METAL FINISH



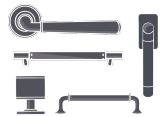
SN
SATIN NICKEL
recommended for internal application
only



245mm 2mm 35mm
Length (l) Projection (p) Max Grip Width (w)



SPECIFICATION NOTES



This product is part of a full suite of products covering door, window and furniture hardware.